













Individual Results










LII MAP - SWEDEN 2009 - Uppsala (SWE)

Class.	Competitor	Country	Shooting	Swimming	Fencing	Ball	Obstac	Orient	Total
1	ROSENLUND, Ville	FIN 	1 000	865,0	1 070	1 162,0	985,0	1 014,0	5231,0
2	ARVIDSSON, Johan	SWE 	904	961,0	510	1 058,0	1 081,0	1 036,0	5040,0
3	HONKASALO, Mikko	FIN 	700	1 045,0	1 070	1 008,0	748,0	1 140,0	5011,0
4	PORTO, Paulo	BRA 	940	832,0	1 105	834,0	1 072,0	622,0	4783,0
5	PULLI, Matti	FIN 	556	952,0	895	840,0	967,0	1 082,0	4736,0
6	KUROSWSKI, André	BRA 	952	889,0	860	1 042,0	804,0	942,0	4685,0
7	GÜNEY, Fatih Ergin	TUR 	928	973,0	860	964,0	672,0	955,0	4680,0
8	KARAGÖL, Hami	TUR 	964	786,0	965	940,0	1 006,0	643,0	4661,0
9	ÖZDEMİR, Yigit	TUR 	568	740,0	930	1 066,0	1 132,0	382,0	4436,0
10	CECA, Fernando	SPA 	880	836,0	965	978,0	547,0	749,0	4408,0
11	LORENTZEN, Magnus	NOR 	844	1 072,0	615	430,0	830,0	967,0	4328,0
12	SILVA, Eduardo	BRA 	952	868,0	895	992,0	554,0	584,0	4291,0
13	CALVO, Alberto	SPA 	904	868,0	720	902,0	776,0	676,0	4170,0
14	SEVIK, Björn	NOR 	928	919,0	615	720,0	730,0	824,0	4121,0
15	SAJBAN, Miroslav	CZE 	916	658,0	1 000	782,0	0,0	744,0	4100,0
16	ROHLÉN, Jonas	SWE 	880	907,0	755	630,0	432,0	885,0	4057,0
17	OJELL, Ville	FIN 	736	1 144,0	790	756,0	535,0	608,0	4034,0
18	TORRES, Fernando	SPA 	652	752,0	1 035	802,0	0,0	761,0	4002,0
19	TIUTIU, Catalin-Nicolae	ROM 	652	180,0	545	653,0	1 066,0	1 057,0	3973,0
20	KOPAC, Kamil	CZE 	952	754,0	580	804,0	558,0	833,0	3923,0
21	XAVIER, Bruno	BRA 	688	889,0	895	621,0	580,0	817,0	3910,0
22	SANDBERG, Frank	NOR 	760	830,0	475	556,0	820,0	912,0	3878,0
23	AMOR, Fermin	SPA 	928	967,0	615	752,0	586,0	383,0	3848,0



Individual Results

LII MAP - SWEDEN 2009 - Uppsala (SWE)

Class.	Competitor	Country	Shooting	Swimming	Fencing	Ball	Obstac	Orient	Total
24	CELIK, Serdar	TUR 	820	991,0	650	786,0	588,0	345,0	3835,0
25	RÖSOK, Sveinung	NOR 	976	871,0	580	668,0	636,0	517,0	3731,0
26	HLAVAC, Jakub	CZE 	748	853,0	825	754,0	530,0	406,0	3710,0
27	BADICEL, Daniel	ROM 	628	434,0	615	546,0	1 072,0	737,0	3598,0
28	JIPA, Dragos-Alexandru	ROM 	1 000	190,0	335	672,0	778,0	788,0	3573,0
29	ERIKSSON, Jonas	SWE 	844	534,0	615	796,0	485,0	624,0	3413,0
30	PUPAZA, Ion	ROM 	832	0,0	370	519,0	720,0	936,0	3377,0
31	BRINK, Andreas	SWE 	664	796,0	790	623,0	0,0	481,0	3354,0
32	HEIDINGSFELD, Marek	CZE 	604	880,0	965	653,0	0,0	0,0	3102,0